


**MAKE A "POP-UP" EID CARD**



*Make this special card for your favorite friends and family*



1. Cut a square piece of thin card, and paint it black and white to make a picture of the Kaabah




Fold the card as shown. Fold the edges so that you may be able to stick your picture to your Card




3. Fold a larger piece of thick card.



4. Stick your picture of the Kaabah on the large card, and write your Eid Message on the card.




**AND AN ENVELOPE!**



After cutting the paper, fold and glue three sides inwards. Leave the last side open until you have put the Eid Card inside the envelope.



**AND EID MUBARAK TO ONE AND ALL!  
MAY ALLAH ACCEPT YOUR  
RAMADAN.**



**Crossword Puzzle**

**Across**

1. Assist.
2. Unhappy.
6. Allah's last Prophet.
9. Prophet Jesus (Arabic).
11. He leads the prayer.
12. Month for fasting.
15. Call to prayer
17. This prophet nearly sacrificed his own son.

**Down**

1. Islam's Sacred book.
2. Light
3. Islam's first pillar.
4. Not bright.
5. Muslim festival.
7. The first man and Prophet.
8. Ibrahim's son.
10. Faith (Arabic).
13. Muslim supplication (Arabic).
14. This Prophet built the Ark (Arabic).
16. The Prophet Muhammad's cousin and son-in-law.

**Crossword Answers**

**Across:** 1. Help 3. sad 6. Ibrahim  
**Down:** 1. Holy Quran 2. Lamp 3. Shahada 4. Dim 5. Eid & Adam 8. Ismail 10. Iman 12. Ramadan 15. Adhan 17. 13. Dua 14. Nuh 16. Ali

**Page 23 Answers:**

1. Ibrahim (PBUH) 2. Ismail (PBUH) 3. The Prophet Muhammad (SAW) 4. Abd Al-Muttalib 5. Abdullah 6. Ali 7. Fatimah 8. Hassan 9. Hussain 10. Zainab 11. Rukayah 12. Umm Kalthoum 13. Hamzah